

ACEIT 7.0 - Coming This Fall!

The June ACEIT E-News focuses on the [Program Office Support Tool \(POST\)](#). This month's Tip of the Month discusses [Using POST to create dynamic reports and presentations](#). [Download](#) the resources to help you understand how POST works and how to implement it in your work environment. Need formal training on POST? Take a look at the [POST course overview](#) and sign up for the POST course or one of our many other courses on the [Training Schedule](#). All in this month's E-News.

Tip of the Month



Using POST to create dynamic reports and presentations

Did you know that **POST** exploits the power of Excel to create customized tables and graphs of ACE session results? POST also automates the export of these reports to your customized Microsoft PowerPoint or Word document. The [Delta report](#) in POST compares various what if cases to a reference case (such as the baseline) so you can see how different scenarios compare to a particular case. The [Sand chart](#) graphs costs by year for a specific item in the session and can display the breakdown of the costs, if desired. The [Drill-down](#) chart is a powerful bar chart feature that displays multiple cases at the desired level of detail. The real power of POST is its ability to automatically update reports in Excel and the associated Power Point and WORD documents when your ACE case(s) change.

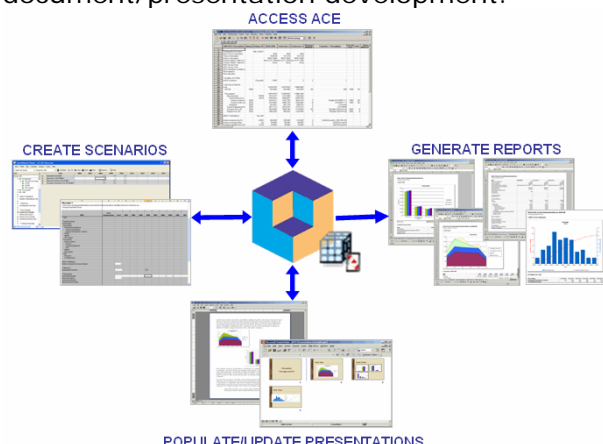
POST has been designed to save the analyst enormous amounts of time by automating the most common repetitive and labor intensive documentation tasks. If you would like help creating custom reports using POST, Mechanics training is the most effective way for you to get a quick start in using POST. Contact [ACEIT Sales and Training](#) to see if Mechanics training would be beneficial, (805) 964-6964 ext. 147.

ACEIT Highlight: Program Office Support Tool (POST)





POST is a powerful application that lets you access an ACE session from within Microsoft Excel. This enables people who are not familiar with ACE to run ACE-hosted models and estimates from a familiar application. POST automates the process of creating and updating Power Point and WORD documents.

POST is made up of two parts: an ACE calculation engine server and a user interface client application. The POST interface is accessed via Excel through an add-in application that accesses ACE sessions. From POST, you can perform what ifs on an existing ACE session without affecting the session, view ACE output results, and create reports. In addition, you can access the risk analysis capability built-in to ACE. POST creates an XML-based file that contains all the calculated results from both ACE and POST what-if cases. [A wide variety of charts and tables can be created with just a few clicks of your mouse.](#)

POST provides key functionality for reporting, what-if excursions, and document/presentation development.



Downloads

-  [Overview flyer - 1 Page Overview Brochure: POST](#) PDF (869 KB)
-  [Overview presentation - POST Overview](#) PowerPoint Slideshow (1.91 MB)
-  [Tutorial - Basics of POST](#) Self-extracting DemoShield Demo file. (2.7 MB)
-  [How To Guide - How-To POST](#) PDF (479 KB)

ACEIT.com offers a wide variety of reference materials in its [Library](#). You can find useful information such as white papers, conference presentations, "how-to" guides, tutorials and more.

Training Highlight



Automated Reports and Presentations Using Excel (POST) Course

This 2-day course teaches you how to create reports/charts and run excursions for ACE sessions from within Excel. This course will help program office staff and cost analysts easily and quickly perform what if drills and present the results. At the completion of the course you will be able to generate excursions, create estimate reports and charts, compare excursion results, and automate the preparation of PowerPoint presentations and Word documents. For more information, view the online [POST Course overview flyer](#).

UPCOMING POST CLASSES
August 24-25 Washington, DC
October 25-26 Las Vegas, NV

For complete details and to register visit the [ACEIT training schedule](#) online.

Training Schedule



Upcoming ACEIT Training

July 2006 – October 2006 classes are listed below. For a complete listing of all upcoming training, check the [ACEIT training schedule](#).

	Jul	Aug	Sep	Oct
Advanced ACEIT (In Depth ACEIT/POST)		22-25 WDC		
Automated Reports and Presentations Using Excel (POST)		24-25 WDC		25-26 Las Vegas, NV
Basic ACEIT 6.1 (Basic ACEIT)	18-21 WDC			10-13 WDC
Basic ACEIT 7.0 (Basic ACEIT)			12-15 WDC	16-19 Las Vegas, NV
Risk Analysis in ACE (RI\$K)				23-24 Las Vegas, NV
Training Bundle - 4 Day (COSTAT/RI\$K)			25-28 Las Vegas, NV	

On-Site and Mechanics Training are available; contact our [Training Coordinator](#) for more information.

Support Alerts on ACEIT.com

 There have been **0 Support Alerts** posted since the last e-news.

Please see the [Support Alert page](#) of the ACEIT website for more information on recent alerts and to view other Warnings and Informational postings. You will need to login and have current DMS.

ACEIT Support: aceit_support@tecolote.com
 ACEIT Sales: aceit_sales@tecolote.com
 ACEIT Training: aceit_train@tecolote.com

(805) 964-6964 ext. 211
 (805) 964-6964 ext. 151
 (805) 964-6964 ext. 147

